

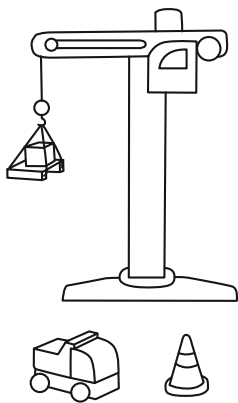
Craft template: **SAND PICTURES**



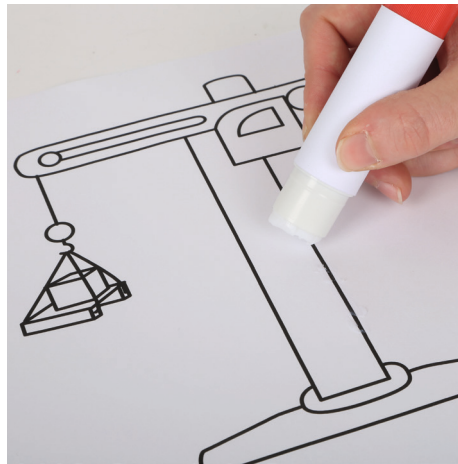
What will I need?

- Print-out templates
- Glue stick
- Bucket
- Bird sand


Tip: For coloured sand pictures, you can colour the sand with food dye before sprinkling it on the picture!



1 Print out the templates



2 Trace the outline of the template with the glue stick



3 Sprinkle sand all over the templates and dump the excess sand in the bucket.



Follow us here for contests and many more offers:

www.small-foot.de

