

Assembly Instructions

Climbing rope



Art. Nr.6119

IMPORTANT - READ AND FOLLOW ALL SAFETY INFORMATION AND INSTRUCTIONS, KEEP FOR FUTURE REFERENCE



WARNING! CHOKING HAZARD-SMALL PARTS, NOT FOR CHILDREN UNDER 3 YEARS.
WARNING! MAXIMUM WEIGHT SHOULD NOT EXCEED 100KGS.
WARNING! DO NOT USE WITHOUT ADULT SUPERVISION!
WARNING! ADULT ASSEMBLING REQUIRED !

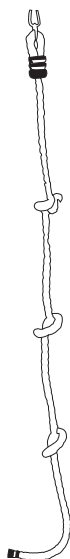
ESSENTIAL INFORMATION

- ▶ Recommended for children 3+ years
- ▶ Do not leave child unattended while in use
- ▶ CAUTION: Use only under adult supervision
- ▶ Good safety practices should be followed at all times
- ▶ Read all instructions before using this product.

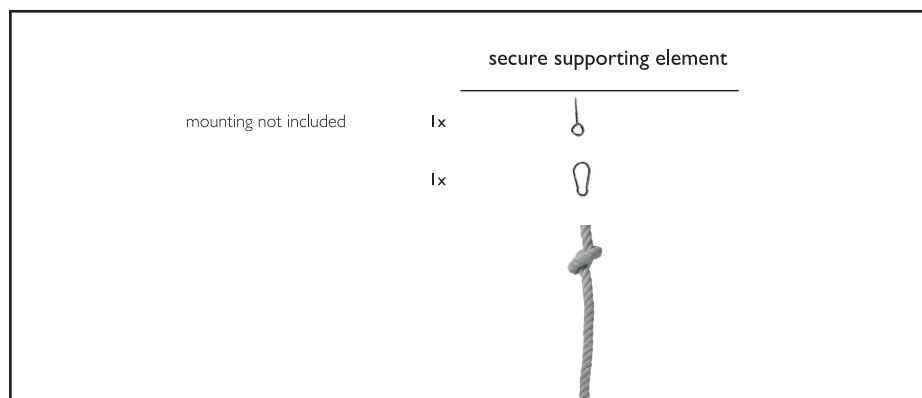
Intended solely for family and domestic use, not for a commercial playground or daycare.
Two adults needed for assembly. Maximum weight capacity: 100KGS.

Hanging hardware not included. Ideally, the swing body should be hung over grass, sand, wood chips, or other soft surfaces. Under no circumstances should it be hung over concrete, asphalt, or other hard surfaces. Distance from ground should not exceed 40cm; the maximum fall height should not be more than 46cm.

Please be sure to examine the ropes regularly to check for wear. Rope will, in time, degrade.
If the colour of the rope has become pale, frays easily, or gives off a powdery material when rubbed between the fingers, we recommend you replace the rope.
The rope should be hung in such a way that a distance of at least 2m is clear on either side.
Can be hung on an A-frame or swing set or on a tree limb of a diameter of at least 25cm.



WARNING! Small parts for assembly by an adult.



Find us on [facebook.com/smallfootlegler](https://www.facebook.com/smallfootlegler)




Legler OHG small foot company
Achimer Straße 7
27755 Delmenhorst / Germany
www.smallfoot-legler.com

Attention! Assembly by an Adult!

Assembly Instructions

Climbing rope



Ensuring Safety of the rope

Clearance distance should be 2m around the rope.

A fall onto a hard surface can result in serious injury to the rope user.

Do not use the equipment until properly installed.

This rope is not to be used in any other manner than its intended use.

Adult supervision is required.

It is important for adults to instruct children to:

- ▶ Dress appropriately while using the rope (avoid ponchos, scarves, and other loose-fitting clothing that is potentially hazardous)

It is important for adults to instruct children **NOT to**

- ▶ Walk close to, in front of, behind, or between moving items
- ▶ Twist ropes or loop them over the top support bar since such action may reduce the strength of the rope
- ▶ Get off the rope while it is in motion.
- ▶ Climb on the rope when it is wet.
- ▶ Attach additional items to the rope that might cause a strangulation hazard.
- ▶ Wear a bicycle or sport helmet while on the swing.

Maintaining the climbing rope

At the beginning of the each play season, adults should:

- ▶ Tighten all hardware.
- ▶ Check all protective coverings on pipes, edges, and corners, Replace if they are loose, cracked, or missing.
- ▶ Check all moving parts for wear, rust, or other deterioration, Replace as needed. The hardware used for this climbing rope can be found at local hardware store.
- ▶ Check metal parts for rust, if found, and repaint using a non-lead-based paint meeting the EN71 requirements.
- ▶ If the rope is hung from swing set frame, then lubricate all metallic moving parts, that are attached by a metal connection.
- ▶ If the rope is hung from a tree branch, then rake and check depth of loose-fill protective surfacing materials (such as mulch or sand) to prevent compaction and to maintain appropriate depth (Min amount is 25cm), replace as needed.

Twice a month during play season, adults should:

- ▶ Tighten all hardware
- ▶ Check all protective covering on pipes, edges and corners, Replace if they are loose, cracked, or missing.

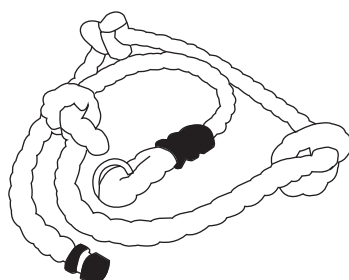
At the end of each play season, or when the temperature fall below 4°C adults should:

- ▶ Remove the rope from its outdoor location.
- ▶ Store the rope in a dry environment.

Disposing of the climbing rope

To dispose of the rope, first disassemble it, Dispose of it in such a way that no unreasonable hazards will exist at the time that the swing is discarded.

This confirms to EN71, Consumer safety performance specification for home playground equipment.



Find us on 
facebook.com/smallfootlegler



Legler OHG small foot company
Achimer Straße 7
27755 Delmenhorst / **Germany**
www.smallfoot-legler.com